

**THE CITY OF LANGLEY
LANGLEY HOMELESSNESS
STRATEGIC PLAN**

LANGLEY HOMELESSNESS STRATEGIC WORKSHOP WITH STAKEHOLDERS

JULY 7th, 2015

**Presentation by Jada Basi, MCIP, RPP.
CitySpaces Consulting**

C T Y  S P A C E S



Introduction

- Overview of the Langley Homelessness Strategic Plan
- Highlights from Background Reports
- Today and Your Role



Why We're All Here....

- Growing number of persons experiencing homelessness in Langley
- City initiative to address the challenge through a Homelessness Strategic Plan
- Langley Homelessness Task Force
- Focused on strategies and solutions rooted in the Langley context

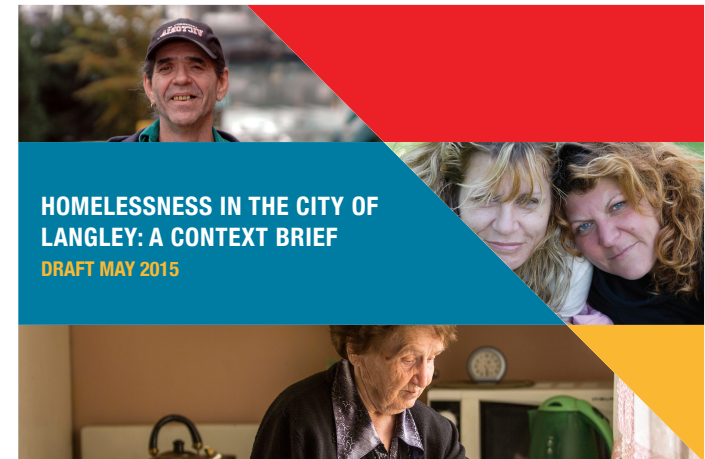


Process



Context Brief

- First deliverable
- Baseline data and information
- Starting point of issues to inform discussions around strategies
- Contributors: service providers, government statistics, RCMP



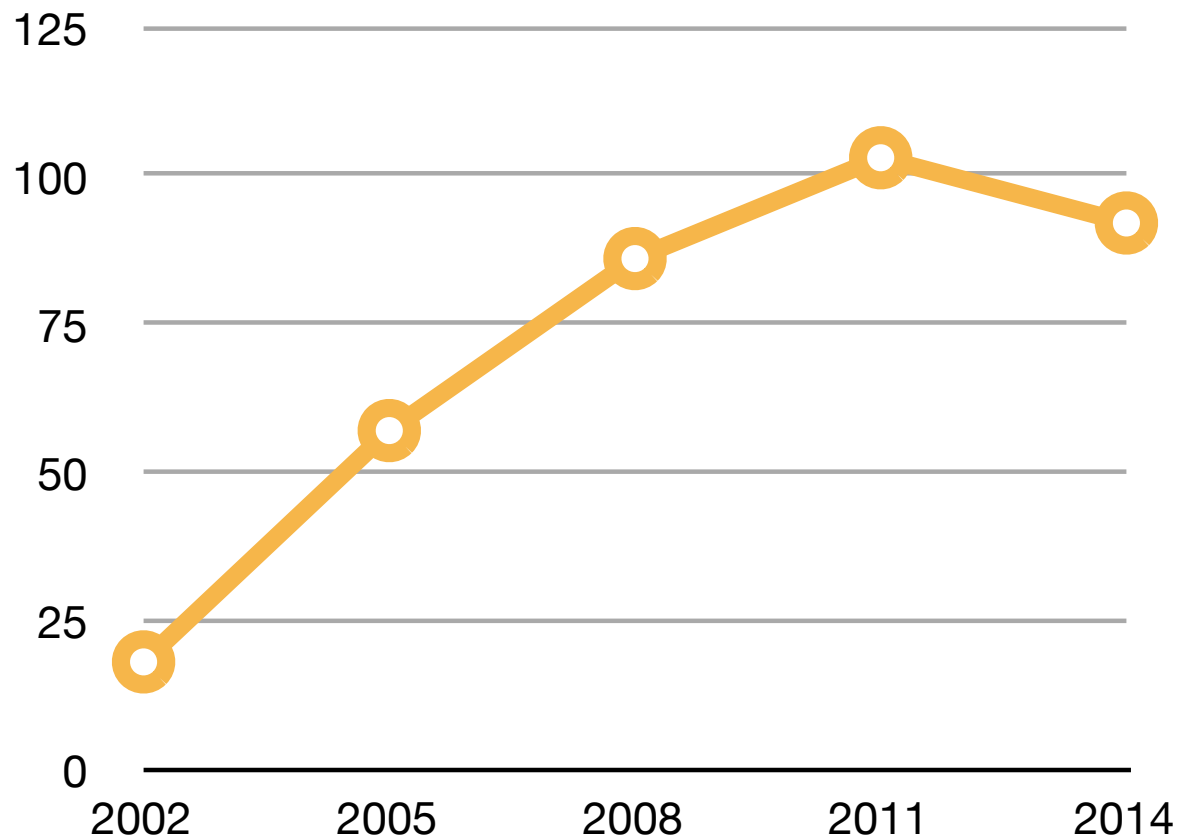
CITY OF
LANGLEY



Prepared by CitySpaces Consulting for the City of Langley and the Langley Homelessness Task Force

Context Brief

- There are **92 people experiencing homelessness** in Langley



Context Brief

- Of persons experiencing homelessness in Langley, **43% have lived in the Langleys for less than 1 year**
- In Langley, **youth represent 22%** of persons experiencing homelessness
- **Seniors** are a growing segment of persons accessing services, and **represent 15%** of persons experiencing homelessness
- **Aboriginals** makeup 6% of Langley's total population, but **represent 16% of persons experiencing homelessness**
 - Only 15% of Aboriginal persons experiencing homelessness access shelters in Langley



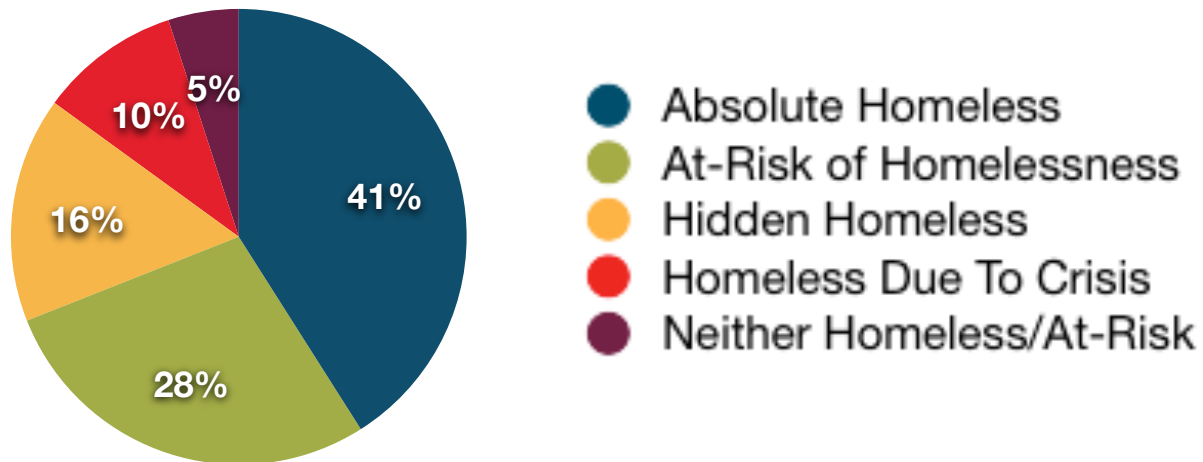
Context Brief

- In 2014, **42% of Bylaw calls** involved persons experiencing homelessness
- RCMP has seen an increase in calls related to persons experiencing homelessness, from Bylaw related to unspecified assistance:
 - **131** calls in 2012 to **483** calls in 2014



Context Brief

- Gateway of Hope annually serve 700+ unique men and women
- Starting Point Homeless Outreach Services served a total of 367 unique clients between April 2014-March 2015
 - 38% of clients homeless less than 1 month
 - 36% of clients homeless for a period of 1 to 6 months



Social Services Inventory

- Second deliverable
- Original prepared in 2008
- Outlines social services available to Langley residents, specifically low-income households and persons experiencing homelessness or at-risk of homelessness



Prepared by CitySpaces Consulting for the City of Langley and the Langley Homelessness Task Force

Social Services Inventory

- Changes since 2008
- Merger = Encompass Support Services Society
- Closing soup kitchen and drop-in service (St. Josephs)
- Several new services... grown from 32 to 75...many targeting youth and seniors
- Potential gaps in services



Today and Your Role

- Brainstorm strategies to address and prevent homelessness in Langley
- A strategy can be anything...a policy, a regulation, a project, a program, a service...
- Our team and task force will build on the strategies identified here, and fine-tune



Workshop Format

- 3 rounds of Table Topic discussions
- Each table has a topic
 - Homelessness Prevention Strategies
 - Capacity Building + Collaboration
 - Real Estate, Land + Buildings
 - Aboriginal Housing + Services Solutions
 - Seniors Housing + Services Solutions
 - Youth Housing + Services Solutions
 - Mental Health + Addictions
 - Social Financing + Generating Revenue
- 30 minute discussions per table
- Rotate table when notified



Workshop Format

- Producing Strategy Cards
- WHAT is the Strategy?
- WHO is going to champion this?
- HOW is it going to be implemented?



Let's Begin!

C T Y  S P A C E S

