



## CPTED SUCCESS

- 7-Eleven reduced losses by 50% and robbery by 65%.
- US and Canadian retailers have reduced crime incidents by 24%.



Learn how to make your space safer and less attractive to criminal behaviour.

Get a **FREE** *Crime Prevention Through Environmental Design (CPTED) Business Assessment.*

Contact Langley City RCMP Community Policing Office.

**FOR A FREE CPTED BUSINESS ASSESSMENT, CONTACT:**



**Langley City RCMP  
Community Policing Office**  
100-20408 Douglas Crescent  
Langley, BC V3A 4B4

**604.514.2870**


**INFORMATION IS PROVIDED BY:**

  
**Langley City**  
THE PLACE TO BE

**Langley City Hall**  
20399 DOUGLAS CRESCENT  
LANGLEY, BC, V3A 4B3  
T: 604.514.2800  
W: LANGLEYCITY.CA

**CRIME PREVENTION THROUGH ENVIRONMENTAL DESIGN**

# An Investment in Security is an Investment in Your Business



Get a **FREE**  
*Crime Prevention  
Through Environmental  
Design (CPTED)  
Business Assessment.*

Contact Langley City  
Community Policing Office:  
604.514.2870

  
**Langley City**  
THE PLACE TO BE






### NATURAL ACCESS CONTROL

**Guide people through your space and limit opportunities for undesired access.**

- Make clear and definitive entrances and exits.
- Employ fences, landscaping, and other physical barriers to guide exterior movement.
- Consider employing interior obstacles, like maze entrances, to cut off straight-line access to potential targets, such as the cashier.
- Use curbing and bollards to direct automobile and foot traffic into a controlled visible area.
- Use lights, security devices and tamper-resistant materials to make your property less of a target.



### TERRITORIAL OR DEFENSIBLE SPACE

**Put a clear line of distinction between your private property and public property. This gives legitimate occupants a sense of ownership and a willingness to defend their property while putting intruders on the defensive.**


- Employ unique facades, projected awnings, different coloured entrances, patios, and flower boxes to delineate your space.
- Install short walls or plant gardens to discourage trespassing.
- Make security signage clearly visible at all entrances.
- Consider escorting visitors or provide badges.



### NATURAL SURVEILLANCE

**Maximize the ability to spot suspicious people and activities from inside and outside a business.**

- Place the Point of Sale location where it is visible throughout the store and from the public realm outside the store.
- Ensure that window displays, signage, and other obstacles do not obscure sight lines.
- Trim landscaping below ground level windows and keep trees pruned above eye level.
- Add lighting to enhance visibility, but avoid directing the lighting so that it glares into the eyes of the cashier or passersby.



### MAINTENANCE AND MANAGEMENT

**A well maintained area communicates that people care and are monitoring the area, deterring vandalism and other crimes.**

- Ensure that the building and area is clean and free of clutter, such as outdoor storage items, which may give an impression of abandoned property.
- Remove graffiti promptly. Consider getting mural artwork to deter future graffiti.
- Paint and repair exteriors. The “Broken Window Theory” conveys that one broken window will entice vandals to break another, thereby inviting higher levels of crime.

## REDUCE CRIME, PREVENT LOSSES, AND CREATE SAFER ENVIRONMENTS.

*Crime Prevention Through Environmental Design (CPTED)*

strategies are good for the community and good for your business.